



Richard Bernstein, Chief Executive
and Chief Investment Officer

Richard Bernstein Advisors

Richard Bernstein Advisors LLC (RBA) is an independent investment adviser focusing on longer-term investment strategies that combine top-down, macroeconomic analysis and quantitatively-driven portfolio construction. We strive to be the leading provider of innovative investment solutions for investors, and our competitive edge is our research-driven macro style of investing.

Our top-down macro approach differentiates our firm from the more common, traditional bottom-up approach of most asset managers. Our extensive array of macro indicators allows us to construct portfolios for clients that are innovative, risk-controlled, and focused on overall portfolio construction instead of individual stock selection.

Bonds’ day of reckoning

One of RBA’s axioms of investing is that markets do not care about the levels of economic statistics. Rather, markets move based on the change in those statistics. The entire concept of a cycle is based on the economy improving, peaking, deteriorating, and troughing, and not on absolute levels of growth. “Good” or “bad” doesn’t matter; markets care about “better” or “worse”.

We re-structured our bond holdings during mid-year 2016 because the inflation backdrop began to change. The absolute level of inflation was low, but many indicators began to suggest that inflation could rise. It seemed to us that bond returns could suffer if inflation began to rise more than investors expected.

In retrospect, our timing was fortunate. Bond returns have suffered as inflation expectations rose. As Charts 1 and 2 point out, bonds have underperformed stocks by more than 35 percentage points since inflation expectations troughed in June 2016. In fact, bonds have barely produced positive returns since inflation expectations troughed.

Flows into bond funds and ETFs (see Chart 3) indicate investors have generally ignored bonds’ underperformance or perhaps considered the underperformance temporary. However, the business cycle isn’t dead, and inflation has begun to rise as it normally does in a late-cycle environment. Bond investors’ ostrich-like strategy to this shifting environment suggests that bonds’ day of reckoning may be upon us.

CONTACT RBA

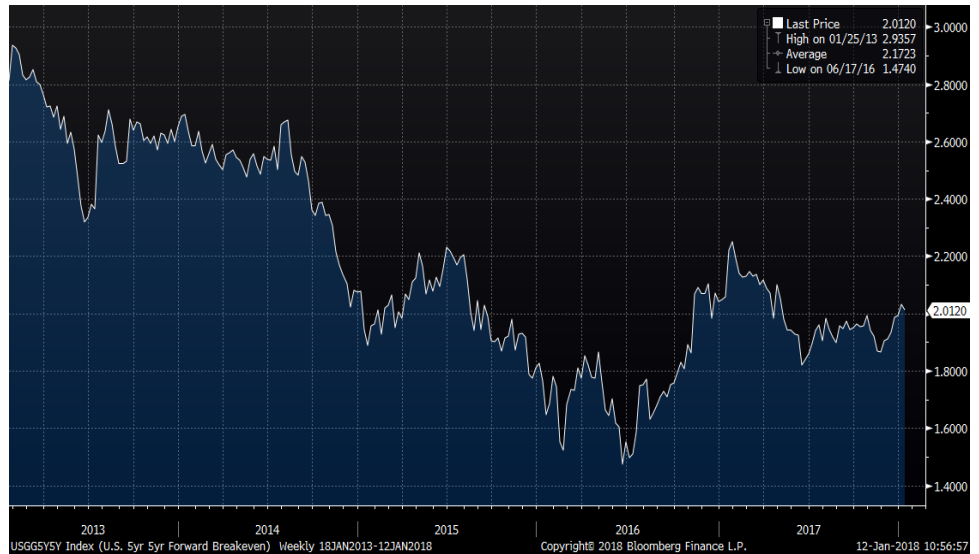
Website: RBAadvisors.com

Twitter: @rbadvisors

Phone: (212) 692-4088

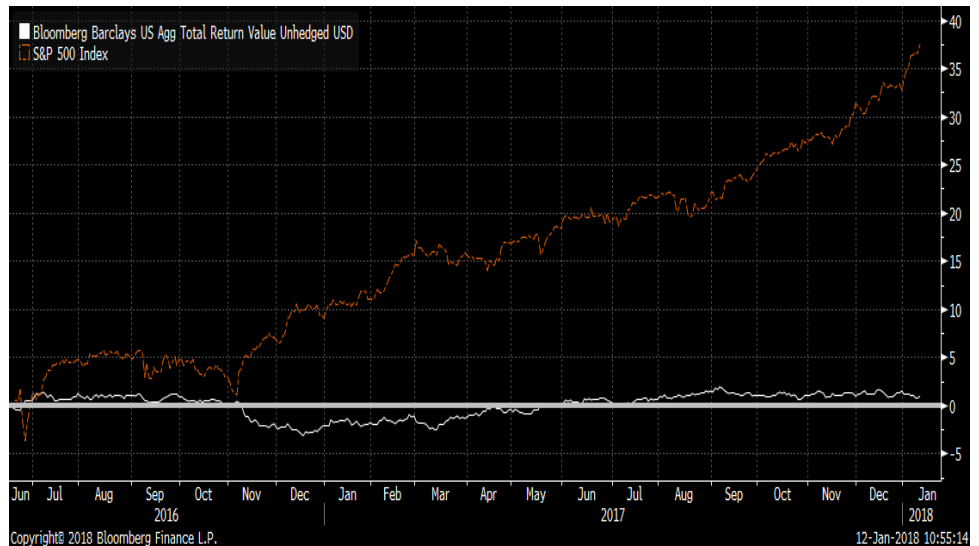
Bonds have underperformed stocks by more than 35 percentage points since inflation expectations troughed in June 2016. In fact, bonds have barely produced positive returns since inflation expectations troughed.

CHART 1:
Inflation Expectations: 5 Yr 5Yr Forward Breakeven
(Weekly, Jan. 18, 2013 – Jan. 11, 2018)



Source: Richard Bernstein Advisors LLC., Bloomberg Finance L.P.

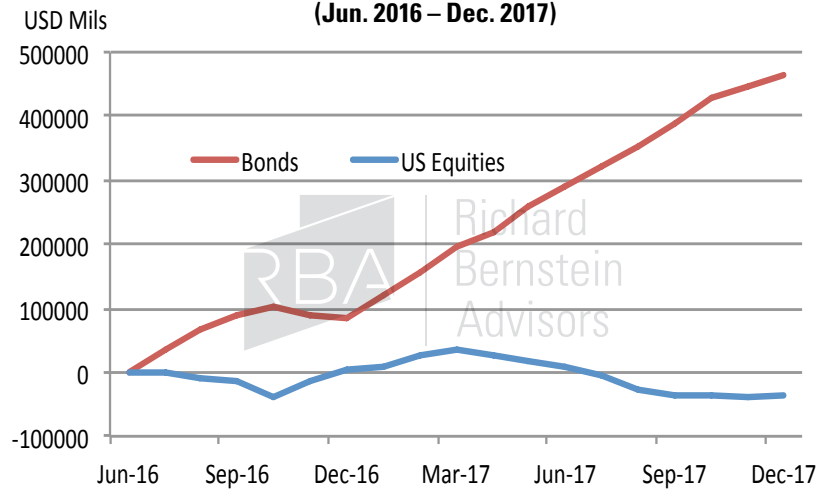
CHART 2:
S&P 500® vs. Bloomberg Barclays US Aggregate Bond Index
(Jun. 30, 2016 – Jan. 11, 2018)



Source: Richard Bernstein Advisors LLC., Bloomberg Finance L.P.

Flows into bond funds and ETFs indicate investors have generally ignored bonds' underperformance or perhaps considered the underperformance temporary and inflation has begun to rise as it normally does in a late-cycle environment.

CHART 3:
Cumulative Mutual Fund and ETF Flows:
Bonds vs. US Equities
(Jun. 2016 – Dec. 2017)



Source: Richard Bernstein Advisors LLC., ICI

Inflation is a normal business cycle event

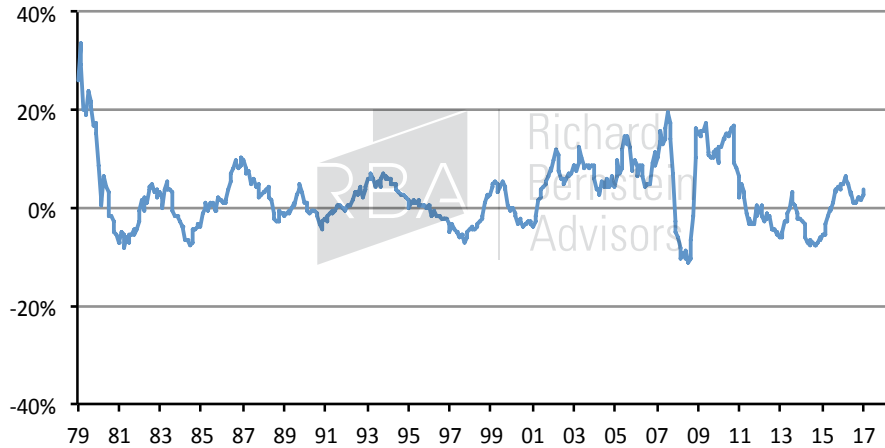
Inflation is a normal business cycle event. Both monetarist and Keynesian theories suggest that inflation should pick up as a business cycle matures. A monetarist might argue that corporate profits and wages improve as the cycle matures, companies and households become more credit-worthy, lending increases, and inflation picks up as money growth increases. A Keynesian might argue that demand outstrips supply and prices accordingly rise as the cycle matures and bottlenecks form within the economy.

Inflation is a lagging indicator. Whether one utilizes the monetarist or the Keynesian framework discussed, one should realize that the economy must gain some strength before credit conditions improve and before bottlenecks form. This was true even in the last cycle when the US CPI didn't peak until mid-2008 at 5.6%.

The indicator is a proprietary composite of a number of well-known inflation measures. This composite has been rising since 2014/15 as the normal later-cycle pressures have begun to build.

RBA’s Inflation Composite Indicator suggests that this normal late-cycle situation is indeed forming. The indicator is a proprietary composite of a number of well-known inflation measures. Chart 4 shows that the composite has been rising since 2014/15 as the normal later-cycle pressures have begun to build.

**CHART 4:
RBA Inflation Composite Indicator
(Dec. 1979 – Dec. 2017)**



Source: Richard Bernstein Advisors, LLC., FRB, Bloomberg Finance L.P

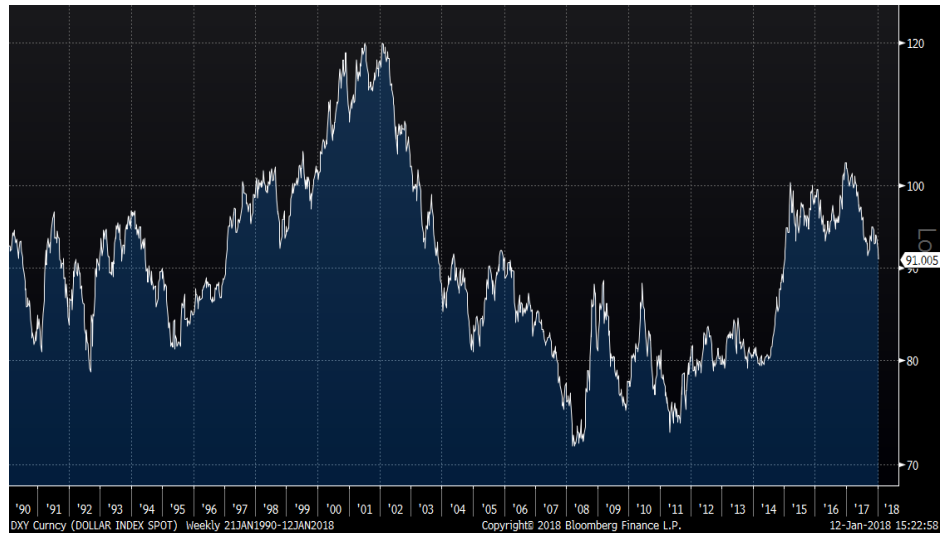
The weakening USD doesn’t help

The weakening USD (see Chart 5) could be another contributor to rising prices, especially within the context of the US trade deficit. Although we are among the original subscribers to the American Industrial Renaissance® theme, we strongly doubt that the US manufacturing sector can grow fast enough to alleviate the inflationary combination of a weak currency and a large trade deficit. Goods prices seem bound to increase. In fact, import prices are already in an uptrend (see Chart 6).

The weakening USD could be another contributor to rising prices, especially within the context of the US trade deficit.

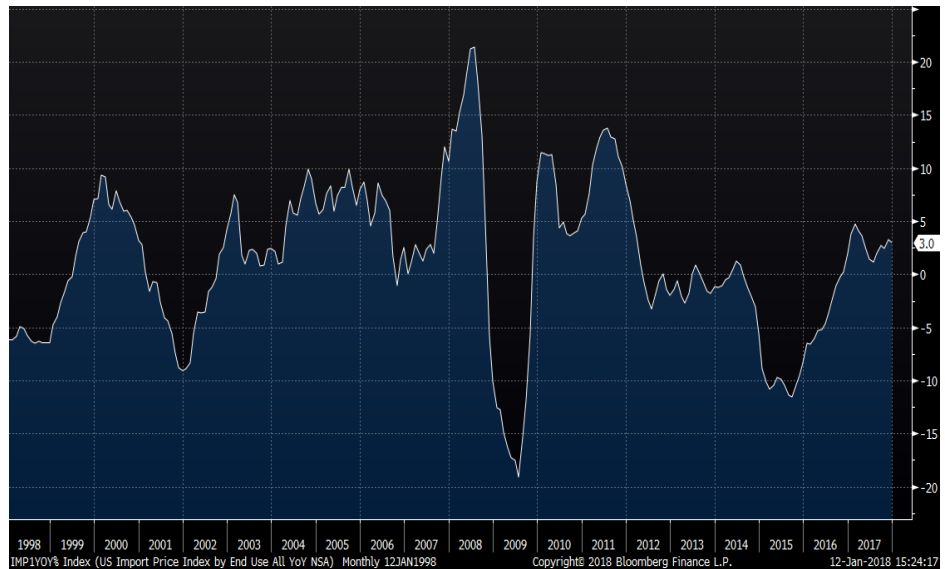
Although we are among the original subscribers to the American Industrial Renaissance® theme, we strongly doubt that the US manufacturing sector can grow fast enough to alleviate the inflationary combination of a weak currency and a large trade deficit. Goods prices seem bound to increase. In fact, import prices are already in an uptrend.

CHART 5:
The US Dollar (DXY Index)
 (Weekly, Jan. 21, 2000 – Jan. 11, 2018)



Source: Bloomberg Finance L.P.

CHART 6:
US Import Price Index YoY
 (Jan. 1998 – Dec. 2017)



Source: Bloomberg Finance L.P.

RBA Investment Process:

- Quantitative indicators and macro-economic analysis are used to establish views on major secular and cyclical trends in the market.
- Investment themes focus on disparities between fundamentals and sentiment.
- Market mis-pricings are identified relative to changes in the global economy, geopolitics and corporate profits.

Don't be an ostrich

Ostriches don't actually bury their heads in the sand, but bond investors still shouldn't mimic the myth. Ignoring reality and hoping that the inflationary tendencies that have already significantly constrained bond returns will go away doesn't seem to us to be a very prudent strategy. Rather, investors should admit that the business cycle is not dead, and the normal late-cycle effects are starting to form.

Accordingly, RBA's bond allocations remain minimal relative to our portfolios' guardrails.

To learn more about RBA's disciplined approach to macro investing, please contact your local RBA representative.

www.rbadvisors.com/images/pdfs/Portfolio_Specialist_Map.pdf

INDEX DESCRIPTIONS:

The following descriptions, while believed to be accurate, are in some cases abbreviated versions of more detailed or comprehensive definitions available from the sponsors or originators of the respective indices. Anyone interested in such further details is free to consult each such sponsor's or originator's website.

The past performance of an index is not a guarantee of future results.

Each index reflects an unmanaged universe of securities without any deduction for advisory fees or other expenses that would reduce actual returns, as well as the reinvestment of all income and dividends. An actual investment in the securities included in the index would require an investor to incur transaction costs, which would lower the performance results.

Indices are not actively managed and investors cannot invest directly in the indices.

S&P 500®: Standard & Poor's (S&P) 500® Index. The S&P 500® Index is an unmanaged, capitalization-weighted index designed to measure the performance of the broad US economy through changes in the aggregate market value of 500 stocks representing all major industries.

Bonds: The Bloomberg Barclays US Aggregate Bond Index: The Bloomberg Barclays US Aggregate Bond Index is a broad-based benchmark that measures the investment grade, US dollar-denominated, fixed-rate taxable bond market. The index includes Treasuries, government-related and corporate securities, MBS (agency fixed-rate and hybrid ARM pass-throughs), ABS and CMBS (agency and non-agency).

US Dollar: InterContinentalExchange (ICE) US Dollar Index (DXY). The ICE US Dollar Index, indicating the general international value of the USD, averages the exchange rates between the USD and six major world currencies, using rates supplied by some 500 banks.

About Richard Bernstein Advisors

Richard Bernstein Advisors LLC is an independent investment adviser. RBA partners with several firms including Eaton Vance Corporation and First Trust Portfolios LP, and currently has \$6.5 billion collectively under management and advisement as of December 31st 2017. RBA acts as sub advisor for the Eaton Vance Richard Bernstein Equity Strategy Fund and the Eaton Vance Richard Bernstein All Asset Strategy Fund and also offers income and unique theme oriented unit trusts through First Trust. RBA is also the index provider for the First Trust RBA American Industrial Renaissance[®] ETF and the First Trust RBA Quality Income ETF. Additionally, RBA runs ETF asset allocation SMA portfolios at UBS, Merrill Lynch, Morgan Stanley Smith Barney, Wells Fargo, RBC, Janney and on select RIA platforms. RBA's investment insights as well as further information about the firm and products can be found at www.RBAdvisors.com.

RBA Investment Process:

- Quantitative indicators and macro-economic analysis are used to establish views on major secular and cyclical trends in the market.
- Investment themes focus on disparities between fundamentals and sentiment.
- Market mis-pricings are identified relative to changes in the global economy, geopolitics and corporate profits.

© Copyright 2018 Richard Bernstein Advisors LLC. All rights reserved.
PAST PERFORMANCE IS NO GUARANTEE OF FUTURE RESULTS

Nothing contained herein constitutes tax, legal, insurance or investment advice, or the recommendation of or an offer to sell, or the solicitation of an offer to buy or invest in any investment product, vehicle, service or instrument. Such an offer or solicitation may only be made by delivery to a prospective investor of formal offering materials, including subscription or account documents or forms, which include detailed discussions of the terms of the respective product, vehicle, service or instrument, including the principal risk factors that might impact such a purchase or investment, and which should be reviewed carefully by any such investor before making the decision to invest. Links to appearances and articles by Richard Bernstein, whether in the press, on television or otherwise, are provided for informational purposes only and in no way should be considered a recommendation of any particular investment product, vehicle, service or instrument or the rendering of investment advice, which must always be evaluated by a prospective investor in consultation with his or her own financial adviser and in light of his or her own circumstances, including the investor's investment horizon, appetite for risk, and ability to withstand a potential loss of some or all of an investment's value. Investing is subject to market risks. Investors acknowledge and accept the potential loss of some or all of an investment's value. Past performance is, of course, no guarantee of future results. Views represented are subject to change at the sole discretion of Richard Bernstein Advisors LLC. Richard Bernstein Advisors LLC does not undertake to advise you of any changes in the views expressed herein.